

1-800-548-2362

International (912) 236-0000



www.innomed.net

(912) 236-7766 Fax

©2005 Innomed, Inc., All Rights Reserved.

**Innomed**

103 Estus Drive, Savannah, GA 31404  
E-Mail: info@innomed.net



FREE TRIAL ON MOST INSTRUMENTS  
CALL FOR MORE INFORMATION

## Shoulder Instruments

### Thin Glenoid Retractor

Two thin retractors are offered which allow retraction of the anterior and posterior aspects of the anterior and posterior glenoid rim. These retractors are appropriate for situations requiring subtle retraction rather than more forceful exposure.

### Modified Fukuda-type Retractors

Offering a small and large version, these ring-type retractors are especially useful in retracting the humeral shaft posteriorly and exposing the entire glenoid surface. The edge of the distal edge of the ring fits behind rim of the glenoid.

### Modified Darrach-type Elevators

Four sizes are offered—from thin to wide. These retractors are very useful in exposing deep areas and leveraging soft tissue and bone to one side to improve exposure. They are especially useful to lever the humeral head inferiorly when looking on the underside of the acromion. They also can be used as a lever superiorly and medial to expose the humeral head after the subscapularis has been removed. In addition, the Darrachs can be used to retract the humeral shaft posteriorly to help expose the glenoid.

### Spiked Darrach-type Elevator

This elevator is extremely useful in the anterior aspect of the glenoid. The spike fits just below the anterior rim of the glenoid and is useful in retracting the labrum and anterior capsule.

### Bicep Elevator

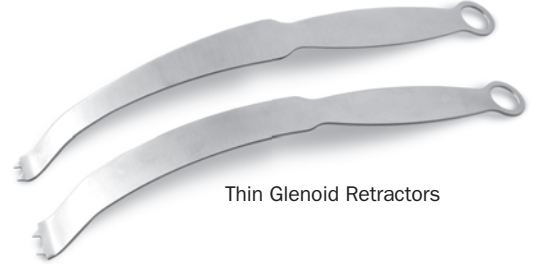
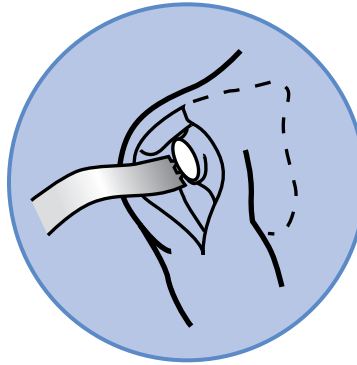
This retractor can be helpful in retracting the biceps tendon superiorly. The two arms allow for the long head of the biceps to be fit between them. The edges fit on the superior part of the glenoid rim.

### Posterior Glenoid Elevators

These retractors are useful in exposing the posterior aspect of the glenoid. The retractors allow for the curved tip to fit on the posterior rim of the glenoid. Also, the curve in the retractor accommodates the humeral shaft as it is retracted posteriorly.

Designed by  
E. Flatow, MD & L. Bigliani, MD

Product No's:	
Complete Set	1900
Thin Glenoid Retractors	1910 [Narrow] 1920 [Wide]
Modified Fukuda-type Retractors	1930 [Small] 1940 [Large]
Modified Darrach-type Elevators	1950 [3/8"] 1955 [1/2"] 1960 [3/4"] 1965 [1.0"]
Spiked Darrach-type Elevator	1970
Bicep Elevator	1975
Posterior Glenoid Elevators	1980 [3/8"] 1985 [1/2"] 1990 [3/4"]



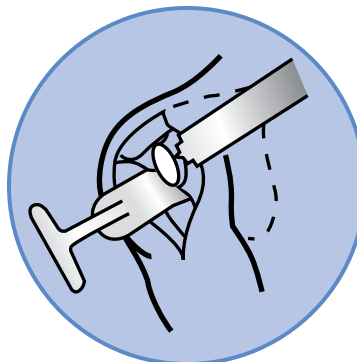
Thin Glenoid Retractors



Modified Darrach-type Elevators



Spiked Darrach-type Elevator






# Innomed

## Shoulder Instruments



Posterior Glenoid Elevators



Modified Fukuda-type Retractors



Bicep Elevator